



Taylor &
Francis
Online

Taylor & Francis Online: A User Guide



www.tandfonline.com



Taylor & Francis
Taylor & Francis Group



Routledge
Taylor & Francis Group

Welcome

Start exploring great academic research with Taylor & Francis Online.

The platform has:

- A clean, intuitive user interface
- Enhanced discoverability
- Easy-to-use search and browse functionalities
- More than 2,000 journals available

Getting Started

Register and Sign in

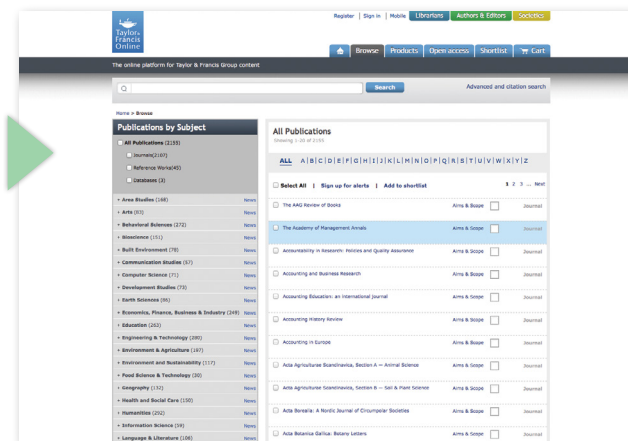
The first time you use Taylor & Francis Online, you will need to register. Click on **'Register'** at the top of the page and enter your details.

The registration form is titled "Register with Taylor & Francis Online". It includes a search bar at the top and navigation links for "Browse", "Products", "Open access", "Shortlist", and "Cart". The form fields are: "Email address*", "Confirm email address*", "First Name*", "Last Name*", "Organization*", "Country*" (with a "Select A Country" dropdown), "Password*", and "Confirm password*". A privacy notice is provided below the fields, and there is a checkbox for "I agree to the terms and conditions*".

To use the platform after this, you simply need to sign in with your email address and password.

Browse Content

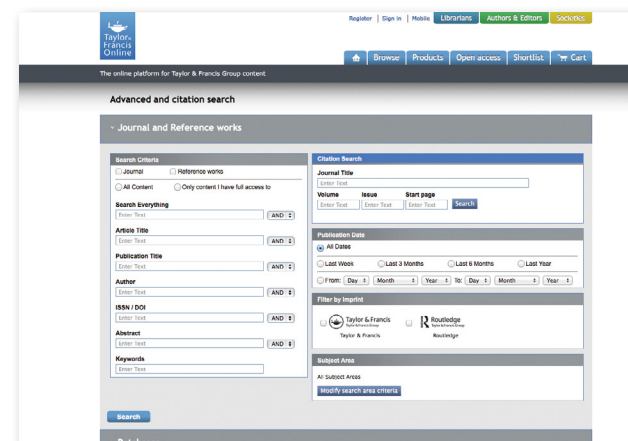
To browse journals by subject, select the **'Browse'** tab at the top of the homepage or click on your area of interest. From here, you can browse journals, reference works and databases.



Search and Advanced Search

The search bar at the top of the homepage allows you to speedily search the entire site.

The advanced search feature enables you to refine your search by citation, author, publication date and more. You can also save searches and view your search history.



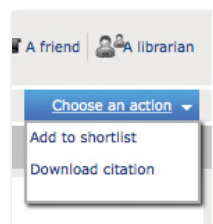
Explore the Platform's Features

Taylor & Francis Group is dedicated to ensuring we meet your needs by continuously improving the Taylor & Francis Online platform.

Many key features are available when visiting a journal's homepage or an article page.

Share and Recommend Content

You have the option to share links via social media, recommend to a friend or librarian and add to shortlist, which adds the journal or article to a list of favorites. Within the journal or article page, select the icon that you wish to use.



Download Citations

You also have the option to download citations. These can then be imported by citation management software including **EndNote**, **ProCite**, **RefWorks** and **Reference Manager**.

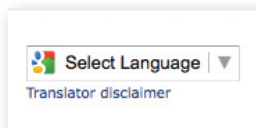
Sign up for Alerts

Sign up for new issue alerts using the **'Alert me'** button on journal homepages and article pages. You can choose to subscribe to email alerts and RSS feeds.



Google Translate

The **'Google Translate'** button is another key feature of the site, enabling you to explore articles in your chosen language. Select the relevant language from the dropdown list on article pages.



Find Related Articles

Most read and most cited articles are available to view on the right hand side of any journal homepage or article page. This helps you to find popular articles that may be of interest to you.



Open Access

Taylor & Francis Online has a dedicated open access tab, found at the top of the site. This page features videos on open access and highlights recently published OA articles for you to enjoy.

Altmetrics

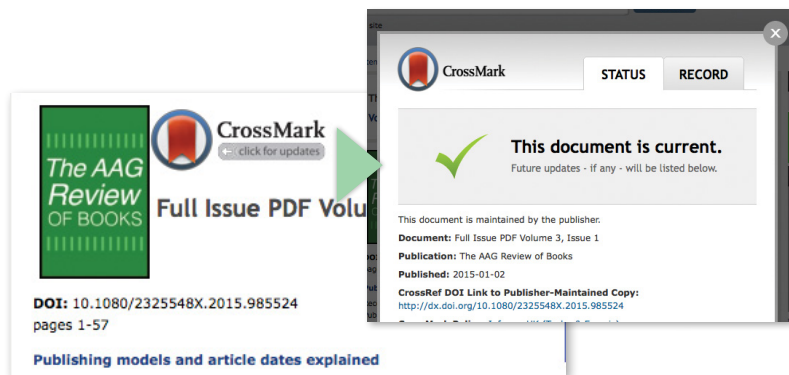
For all articles published after January 2012, Altmetric data is viewable within each journal's table of contents, on individual article pages, and for all authors within their *My Authored Works account*. Simply click on the Altmetric badge and see how people are engaging with research articles through mentions in newspapers, magazines, blogs, social media, policy documents, and post-publication peer review sites.



CrossMark

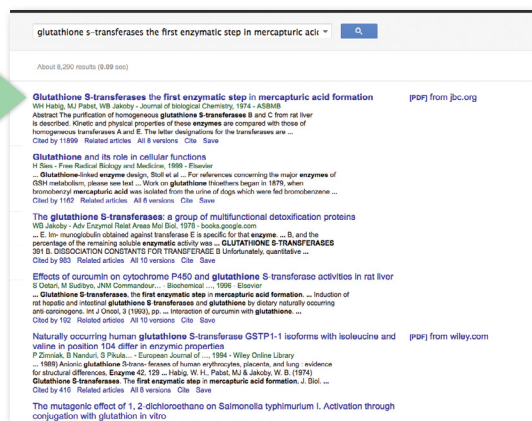
CrossMark, developed by CrossRef, is designed to help you quickly determine whether the document you're viewing is the most recent version, and whether it's the publisher-maintained copy. By applying CrossMark to our articles, Taylor & Francis is committing to maintain the content we publish and to alert readers to changes if and when they occur.

Simply click on the **CrossMark logo** on the article pages to get updates and verify authenticity.



Google Subscriber Links

Google Subscriber Links allow you to see in Google results whether you have access to a returned article, either through subscription access using your institution's IP range, or because it is open access or freely available. A direct access link is provided, straight onto Taylor & Francis Online.



Toll-free Linking

Toll-free Linking gives you free access to Taylor & Francis journal articles that are referenced by articles published in the Taylor & Francis journals that you subscribe to. It also applies to all of our open access journals and all articles published open access under the open select model.

DataCite Linking

Authors are increasingly opting to submit their supporting data to a repository, and in many cases they're required to do so as a condition of their funding. We've now made that data more accessible through bi-directional linking that takes users from the article to the related data and back again.


The DataCite link has been added to article abstracts. Where an author has deposited data to a repository supported by DataCite, a link to the data will appear under the article abstract, and where an author has deposited data to multiple repositories, links to all repositories will appear in a pop-up.



Additional Citation Source

To more accurately reflect the true number of citations an article has received, figures from the Web of Science® and Scopus are now displayed on Taylor & Francis Online, alongside the existing CrossRef citation counts. Article citation count can differ between Web of Science®, CrossRef and Scopus.

When a citation count is available from the sources, it will display next to the article with the source identified on both table of contents pages and on article pages. Citation sources will not appear if it is 0.



We are delighted with the new functionality available, including:

- Optimized interface for browsing, searching and reading
- Access your institution's holdings off campus by pairing your device
- Browse open access journals
- Personalize your homepage
- Create your own favorites list
- Save articles directly to your device to access them offline
- View full size figures and images
- Share articles via email or social networks



More information can be found at: www.tandfonline.com/page/help/mobile

